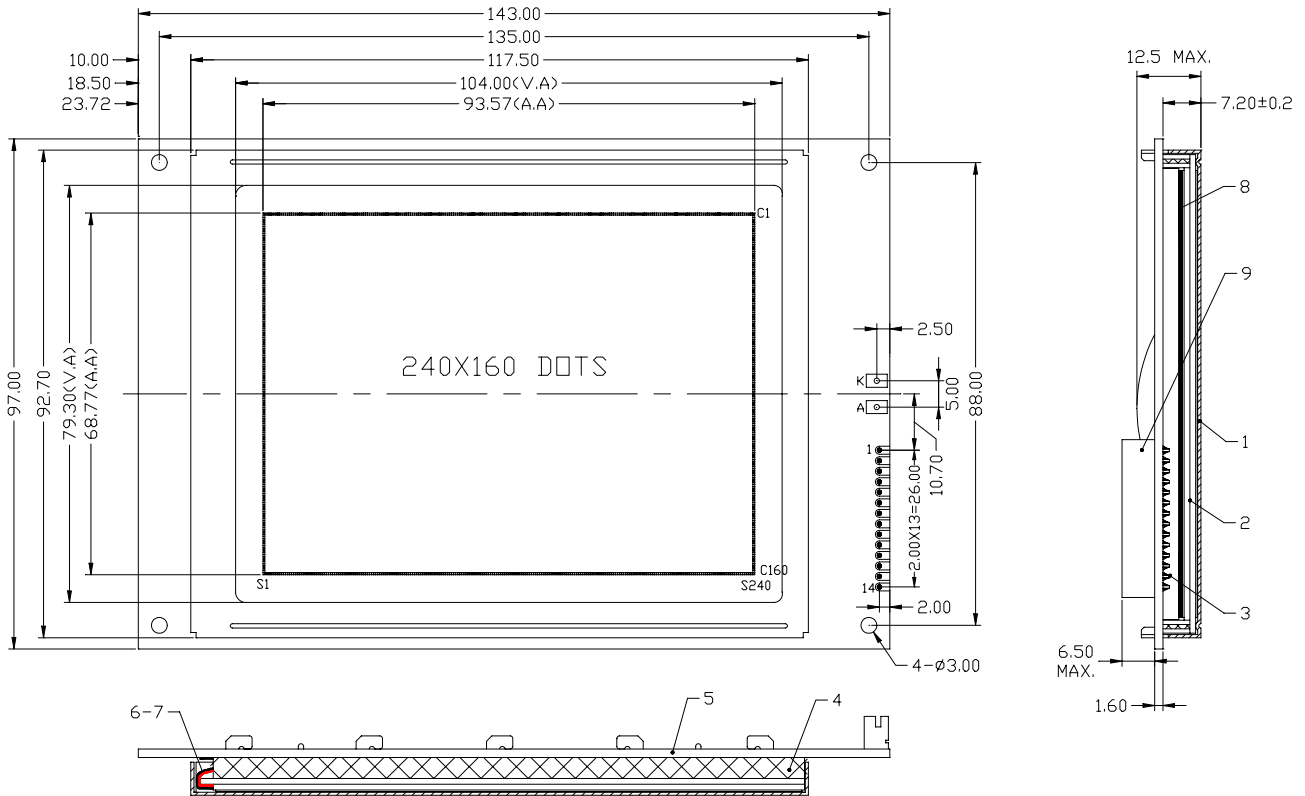


Item	Specification	Unit
Outline dimension (W x H x T)	143.0 x 97.0 x 12.5 Max	mm
Viewing Area (W x H)	104.0 x 97.3	mm
Dot Size (W x H)	0.36 x 0.40	mm
Dot Pitch	0.39 x 0.43	mm
Weight	About 150	mm

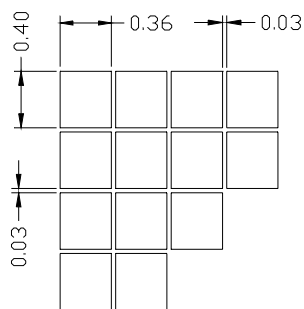
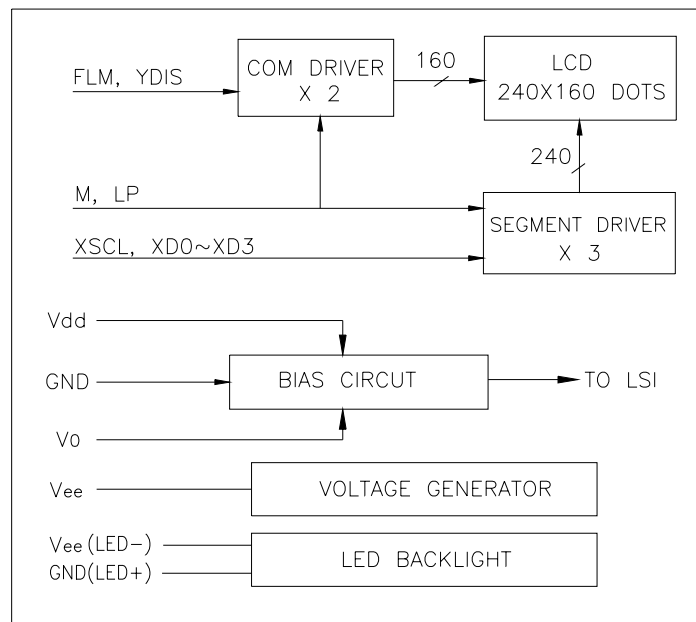
EXTERNAL DIMENSION



INTERFACE PIN ASSIGNMENT

Pin	Symbol	Level	Function	Value			Unit
				MIN.	TYP.	MAX.	
1	FLM	H/L	Frame PULSE				
2	M	H/L	ALTERNATE SIGNAL FOR LCD				
3	LP	H/L	LATCH PULSE				
4	XSCL	H/L	X-DRIVER DATA SHFT CLOCK				
5	YDIS	H/L	POWER-DOWN SIGNAL WHEN DISPLAY IS BLANKED				
6	XD0	H/L	X-DRIVER DATA 0				
7	XD1	H/L	X-DRIVER DATA 1				
8	XD2	H/L	X-DRIVER DATA 2				
9	XD3	H/L	X-DRIVER DATA 3				
10	Vdd	5V	POWER SUPPLY FOR LOGIC	-	5	-	V
11	GND	0V	POWER SUPPLY (0V GND)		0		V
12	Vee	-18V	NEGATIVE VOLTAGE I/O &		-18		V
13	V0	-15~	CONTRAST ADJUST VOLTAGE		-16		V
14	GND	0V	POWER SUPPLY (0V GND)		0		V

BLOCK DIAGRAM



DETAIL FOR DOTS

